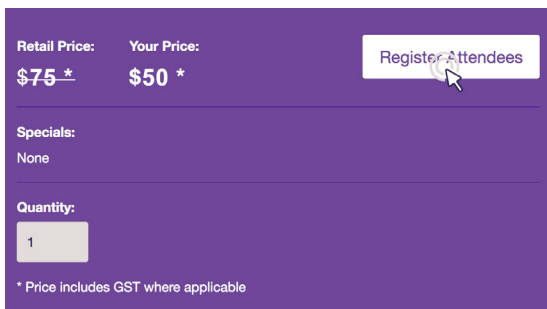


1. Login to your account /or click on 'Create your Account' to register.

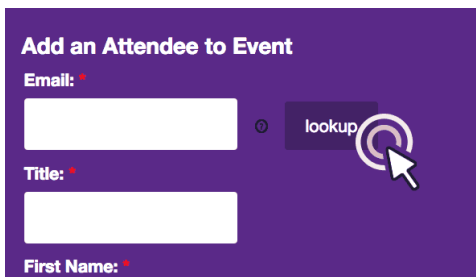


2. Select the number of attendees you wish to register and click on 'Register Attendees'.

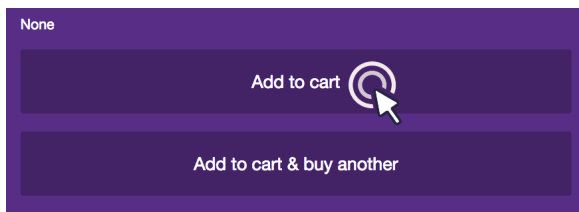


If you have logged in, or registered as a user, our website will automatically populate the available information.

Otherwise, populate all required fields. If you would like the booking to be linked to a member account, enter in the registered e-mail address and click 'lookup'.



3. Once all required information is filled in, click 'Add to cart'.

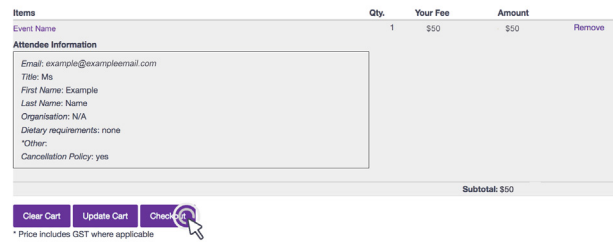


4. Once you have successfully added your event(s) to cart, click on 'Cart' at the top of the page.



5. Once all information is correct, click 'Checkout'.

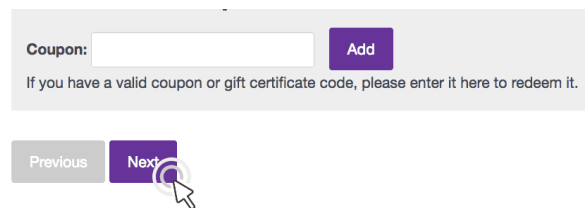
Shopping cart



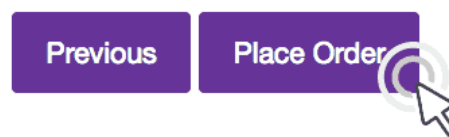
6. Select your preferred payment method, and fill out the address details you wish to be displayed on the invoice.

If you have a Coupon code, or a Gift Certificate, enter it on this page.

Click 'Next' once all the required fields have been filled out.



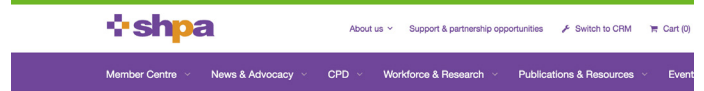
7. Ensure all details are correct. Once ready, please click 'Place Order' to confirm your registration(s).



Once your booking is confirmed, you will see an 'Order Received' message on your screen.

You will also receive an e-mail confirmation for future reference.

* Please note: if you do not see this screen or receive a confirmation e-mail, your registration has **not** been processed. Please try again, or give Susannah a call on 03 9486 0177



Order Received

Thank you for your order, You will receive an email with your invoice details and payment information.